

Bristol Old Vic
Theatre School



The Pied Piper

Activity pack



Contents

Toilet roll rat puppet -

This is an activity to do before you watch the show so you can play along when watching.

Rat finger puppets -

This is an activity to do in your own time and a fun thing for children to make through lockdown.

Map of Hamelin house -

You will need this map during the performance. Don't fear if you are unable to print this out, feel free to play along on the screen.

Letter -

You will need this letter during the show. Don't fear if you are unable to print this out, feel free to play along on the screen.

Anagram game -

Parents! Please keep these letters secret until you're asked to get them out during the show.

Word search -

This is a fun activity that you can do in your own time.

The History of The Pied Piper -

Some interesting facts to read about the real history of The Pied Piper.

Production Arts explained -

A little introduction on how the rat puppets were made.

Wordsearch answers -

The wordsearch answers to see if you got them right.


Credits -

The team that together, made the magic happen.



HOW TO MAKE A TOILET ROLL RAT PUPPET



Step 1– First get a toilet roll and then either paint or cover it with paper that is the colour you would like your rat to be.





Step 2– Get a piece of paper or card cut it to the shape of an egg.



Step 3– Turn the egg shape up-side down. Cut out circles to make the ears. Dap glue onto the circles and stick them to the head.




Step 4- Either find googly eyes or cut out bits of paper to create eyes. Glue them on to the face.



Step 5– Cut thin strips of paper to make the whiskers. Glue them on the bottom part of the head.



Step 6– Glue on a small ball on top of the whiskers to create nose.



Step 7- For the feet and hands get paper or card. Cut out four small rectangles with scissors and then with the scissors cut it to make the feet and the hands of the rat.



Step 8– Once all the pieces have been cut out you can start gluing the head onto the toilet roll. You can also glue on the hands and feet onto the toilet roll as well.



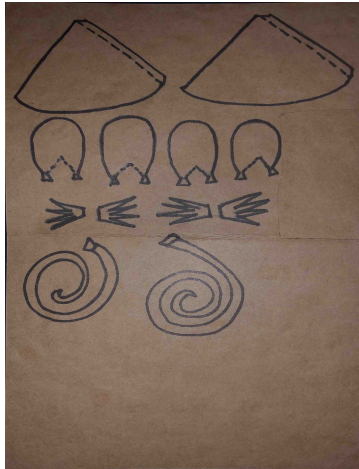
Step 9– The final step is to cut either a 10cm length of string or a pipe cleaner to create the tail of your rat. Glue it onto the back of the toilet roll.



Step 10– You have now finished your rat.

MAKING YOUR OWN RAT FINGER PUPPETS

(Cereal boxes could be perfect for this! Even more reason to eat your Weetabix in the morning!)



1. Print out the shapes (patterns in the pack). To make these finger puppets you can use paper, card, cereal boxes etc.



2. Cut out the triangles and fold edge flap. Glue the flap to the other side to create a cone.



3. Cut out the ears and the dotted triangle inside them. Bring these edges together and glue them. Fold the small flap and glue to the top of one cone.





4. Cut out the whiskers and attach to the cone.

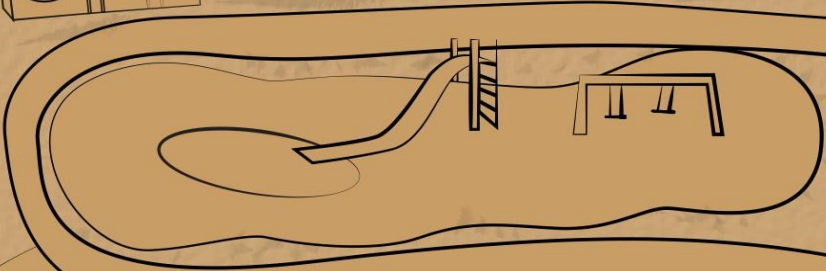


5. Carefully cut out the tail and attach to the inside of the back of the cone.



6. Time to personalize your finger puppet!
Draw on a nose and eyes of your choice!
These could be drawn, fin foil or even beautiful beads.


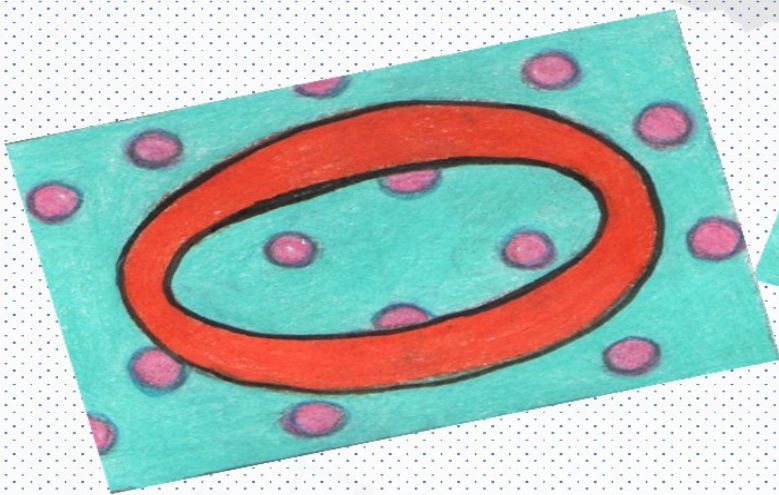
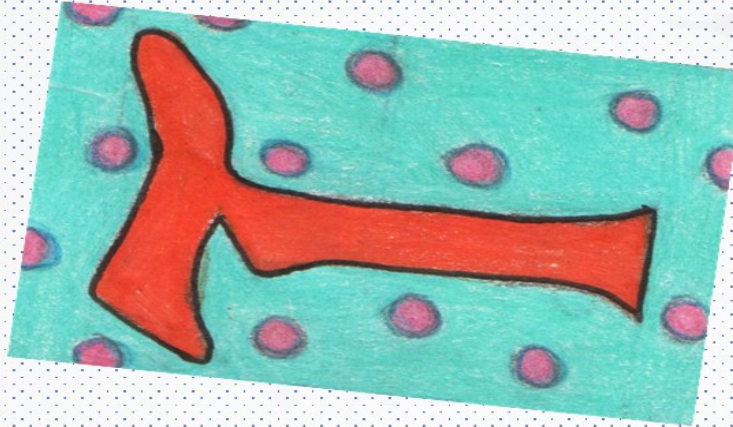






HAMELIN TOWN COUNCIL
HAMELIN
HF6 9L8


THE
CHILDREN
AREN'T
FAAR
AWAY



Carefully cut out each of the boxes containing a letter to take part in a special game later in the show.



Make sure to keep them somewhere safe!





The Pied Piper has hidden away 10 magical words.
Can you help the rats of Hamelin find them?

Can you find the 10 magical words!

M S C R A T C H S C
A S Q U E A K J O U
G P I E D P I P E R
I M V I H R J N U R
C I C H I M N E Y A
Q U D T A I L S Z T
V I L L A G E F U S
J D R O O F T O P S
F J B J S D I O V C
I H A M E L I N W S

Pied Piper

Hamelin

Magic

Chimney

Rooftops

Rats

Scratch

Squeak

Village

Tails

HISTORY OF THE PIED PIPER

The story of the Pied Piper is perhaps the only fairytale based on truth. It dates back to the Middle Ages (possibly in 1284) from the town of Hamelin in Germany. Most of us have heard that there was a Pied Piper - a musician dressed in colourful clothing - who was also a rat catcher. The town asked him to lure away the filthy rats using his pipe, which was thought to be magic. The Piper played his pipe to lure the rats into the Weser river, where they all drowned. But when he returned to the town to collect his money as promised, the people refused to pay him. He got his revenge by playing the pipe again, but this time to persuade the children to go with him, as the rats had done before. Whilst the adults were in Church on the day of St Peter and St Paul (which is the 26th June) the piper played his magical pipe and all the children in the town followed him out of Hamelin, and into a cave, never to be seen again. It all sounds very spooky and magical but it's possible that something like that actually happened! There are many different theories of how and why, but it seems up to 130 children disappeared from the town of Hamelin in the 13th Century. We know this because there are accounts of a Stained Glass Window depicting the Pied Piper and the children that people wrote about at the time. Unfortunately, the church it was in was destroyed during the Second World War. There was also a ledger from the year 1384 which said "It is 100 years since our children vanished". Another clue is the street in Hamelin called Bungelosenstraße ("Drumless Street") where music has been banned for hundreds of years, for fear that something similar will happen again. Now, some of the theories suggest that the children disappeared due to an illness and that the Pied Piper might represent a sort-of Grim Reaper figure. The town wouldn't have wanted anyone from neighbouring towns to know that the children were sick because nobody would have come to trade with them, so they made up a story to cover it up.



Some say that this illness took the form of a Dancing Plague. This made people dance for hours and hours, and they followed the music out of town so as not to infect anyone else. There is also a theory that 'Locaters' came to the town to ask the young people to go and work in a land very far away in Eastern Europe, and that all the 'children' (the youth of the town) decided to leave Hamelin for a better life. Nobody knows exactly what happened, but it's fun trying to work it out and we have enjoyed exploring these theories in our updated version. What do you think happened? The weirdest thing is that the rats in the story were added later (in the 16th Century) and made popular by the Brothers Grimm (who you've probably heard of!)... besides, the rats wouldn't have drowned anyway as they're excellent swimmers!



FROM PAGE TO SCREEN

Ever wondered how a production comes together? How the sound is controlled? How the lighting is operated? Whether producing a show on stage, or on screen in Covid times, there is a team of talented, creative people behind the scenes making the magic happen!

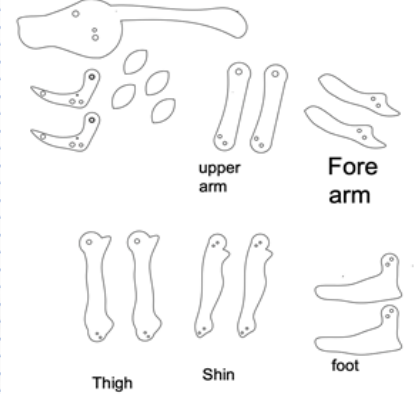
The Rat Puppets!




Puppet designer Tish Mantripp and puppet maker Néamh Campbell worked closely together to design and create the big beautiful rat puppets that you see on screen!



The Puppets all started out life as designs and working drawings, which looked at how the puppets would look, move and be operated by the actors. A Computer CAD software was then used to look at the size and shape of the different moving parts. The body was then able to be created and put together, which included the carefully molded faces, created using worbla!



Like what you see? These are all skills covered in our courses at Bristol Old Vic Theatre School.



Did You find all 10 of the magical words?

M S C R A T C H S C
A S Q U E A K J O U
G P I E D P I P E R
I M V I H R J N U R
C I C H I M N E Y A
Q U D T A I L S Z T
V I L L A G E F U S
J D R O O F T O P S
F J B J S D I O V C
I H A M E L I N W S

CREDITS

Cast

Norman Sanderson - Bill Caple

Albert - Alex Chard

Penelope Twinkletime - Phoebe Cook

David Watts - Max Guest

Molly Brown - Evie Hargreaves

Rufus Shortsight - Joshua Hurley

Sasha Sparkles - Chiara Lari

Reggie Hulahoop - Tom Moran

Wally - Patrick McAndrew

Brucilla Springsteen - Eve Pereira

Mayor Mildred Longbottom - Tanvi Virmani

Tom Major - Joe Usher

Rita Oracle - Alexander Uzoka

Production Team

Director - Liz Felton

Production Designer - Charly Hurrell

Puppet Designer/Maker - Tish Mantripp

Sound Designer - Tom Codd

Lighting Design - Mary Bennett and Alastair Barrows

Production Manager - Ed Wilson

Production Supervisors - Ruth Sidery and Rosie Giarratana

Assistant Director - Jessy Roberts

Stage Manager (on book) - Cat Simpson

ASM/Prop Makers - Karris Holm, Laura Davies, Danni Davis, Hannah Bracegirdle, Néamh Campbell, Martin White and Frances Pilsworth

Production Assistant - Leila Glen

Puppeteer - Spencer Cast-Archer

Props Supervisor - Frankie Dowers

Costume Supervisor - Katherine Vacara

Sound and AV Operator - Chantel Blackwood

Zoom Operators and Editors - Miranda Sellers and Chris Davies

Scenic Crafts Tutor - Meriel Pym

Lighting Tutor - Joe Stathers

Sound Tutor - Frank Bradley

Construction Manager - Andy Scrivens

Film Tutor - Richard Maxwell

Head of Costume - Jill Blundell

Marketing - Matt Carmichael

Movement Director - Michelle Gaskill

Dialect Coach - Carol Fairlamb

Singing coach - Pam Rudge

Pied Piper image - by Edward Felton